


C310T-SC

3.6 mm x 10 mm Time-delay, axial lead ceramic tube fuses



Product description

- Time-delay
- Designed to IEC60127-3
- Nickel-plated brass single end cap construction
- 3.6 mm x 10 mm compact design utilizes less board space
- Halogen free, lead free, RoHS compliant

Applications

Primary circuit protection:

- Power supplies
- LED and general lighting
- Consumer electronics
- Desktop, laptop and notebook
- Test equipment

Agency information

- cURus Recognition file number: E19180, Guide JDYX2/JDYX8
- CQC: 13012103410, 12012086705
- KC-Mark: File SU05011-13001, SU05030-13006
- TUV: J50247281, J50235242
- VDE: 40036716

Ordering

- Use ordering number (see page 6 for details)

Packaging suffixes

- -TR1 (1500 parts per 10" diameter reel, tape width 60 mm)
- -TR2 (1500 parts per 10" diameter reel, tape width 52 mm)

Electrical characteristics

I_n	1.5I _n min minute	2.1I _n max minute	2.75I _n min ms	max s	4I _n min ms	max s	10I _n min ms	max ms
2A- 6.3A	60	2	400	10	150	3	20	150

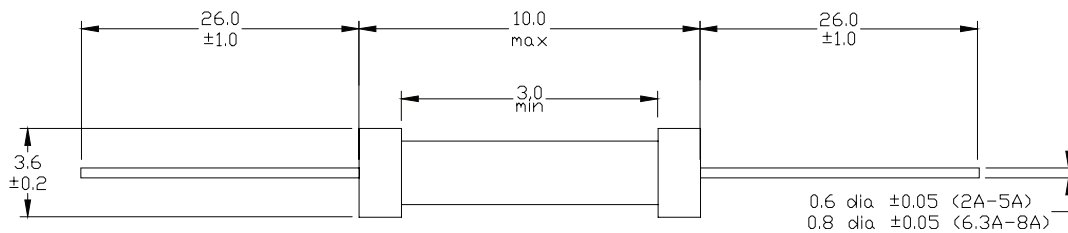
I_n	1.5I _n min minute	3I _n min ms	max s	10I _n min ms	max ms
8A	60	400	10	20	150

Product specifications

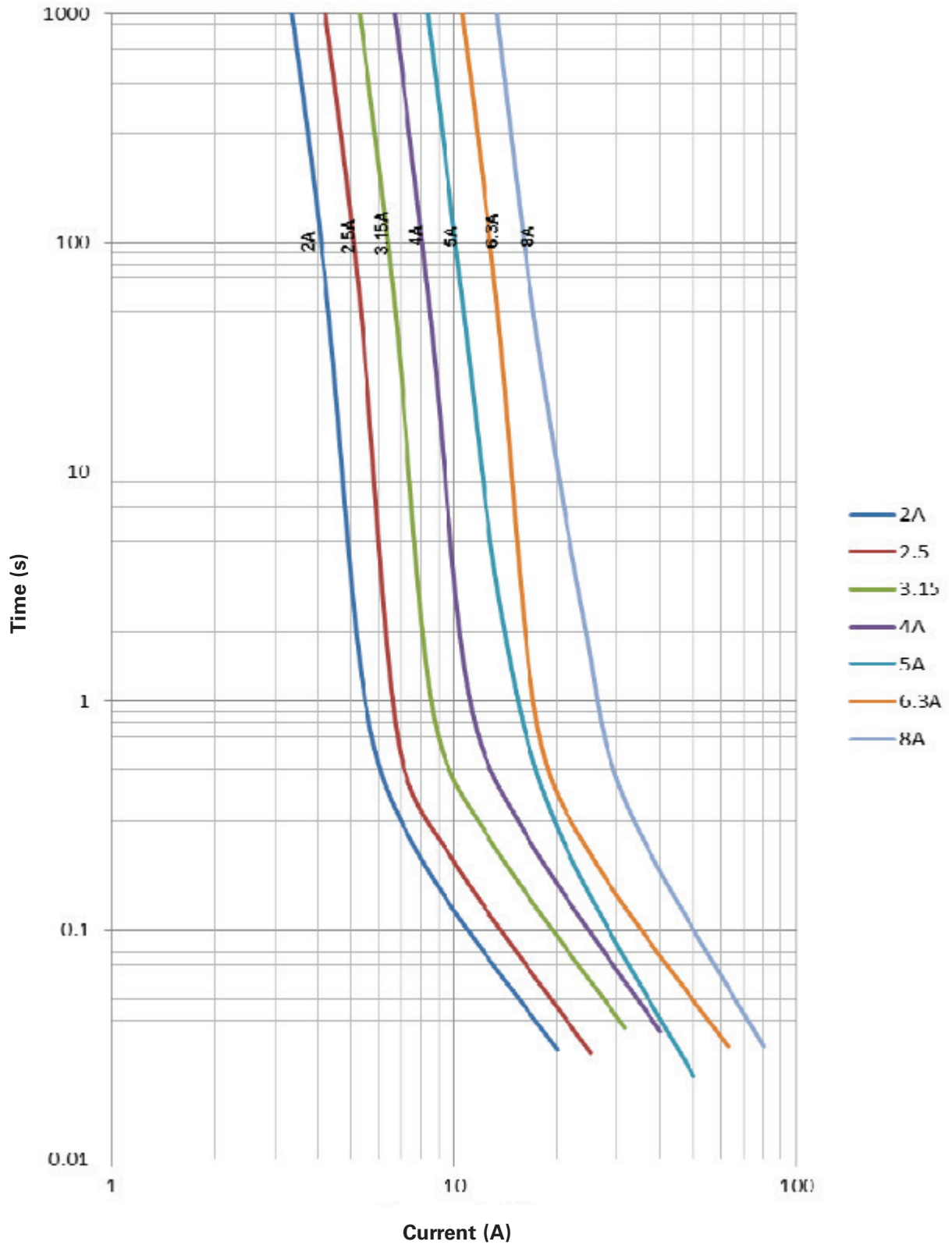
Part number ¹	Current rating (A)	Voltage rating (V _{AC})	Interrupting rating at rated voltage (A)	Typical DC cold resistance (mΩ)	Typical melting I ² t (A ² s)	Maximum voltage drop (mV)	Part marking: engraved on end cap 1st end	Part marking: engraved on end cap 2nd end	cURus	KC	CQC	TUV	VDE
C310T-SC-2-R	2	250	35	26.5	12	100	T2A L 250V	BUSS C310T-SC	x	x	x	x	x
C310T-SC-2.5-R	2.5	250	35	19.5	18.5	100	T2.5A L 250V	BUSS C310T-SC	x	x	x	x	x
C310T-SC-3.15-R	3.15	250	35	14.7	38	100	T3.15A L 250V	BUSS C310T-SC	x	x	x	x	x
C310T-SC-4-R	4	250	40	10.6	58	100	T4A L 250V	BUSS C310T-SC	x	x	x	x	x
C310T-SC-5-R	5	250	50	7.3	57.5	100	T5A L 250V	BUSS C310T-SC	x	x	x	x	x
C310T-SC-6.3-R	6.3	250	63	7.1	123	100	T6.3A L 250V	BUSS C310T-SC	x	x	x	x	x
C310T-SC-8-R	8	250	80	3.7	200	80	T8A L 250V	BUSS C310T-SC	x				

1. Part Number Definition: C310T-SCxxx-R
 C310T = Product code
 SC = Single cap
 xxx = Ampere rating
 -R suffix = RoHS compliant

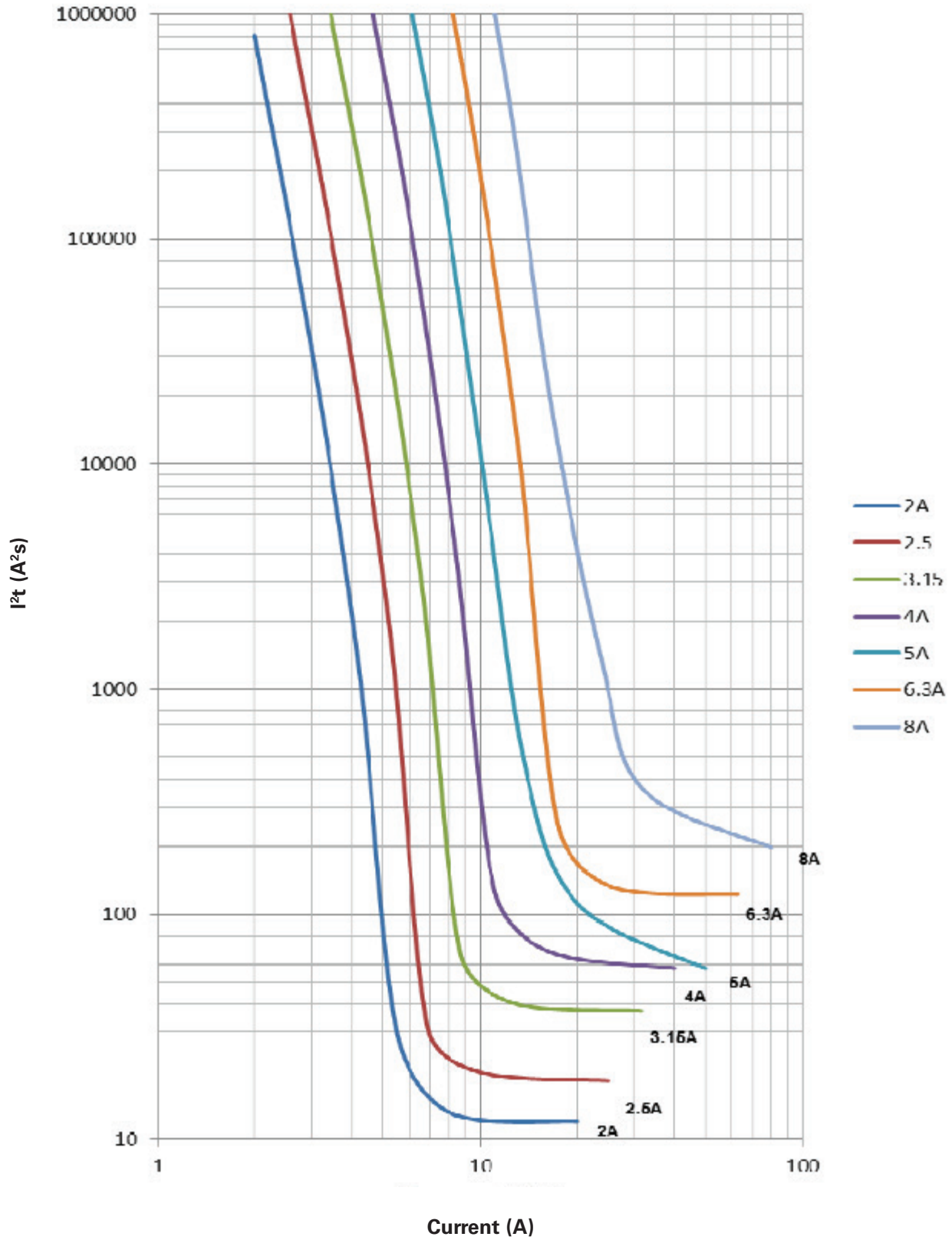
Dimensions—mm



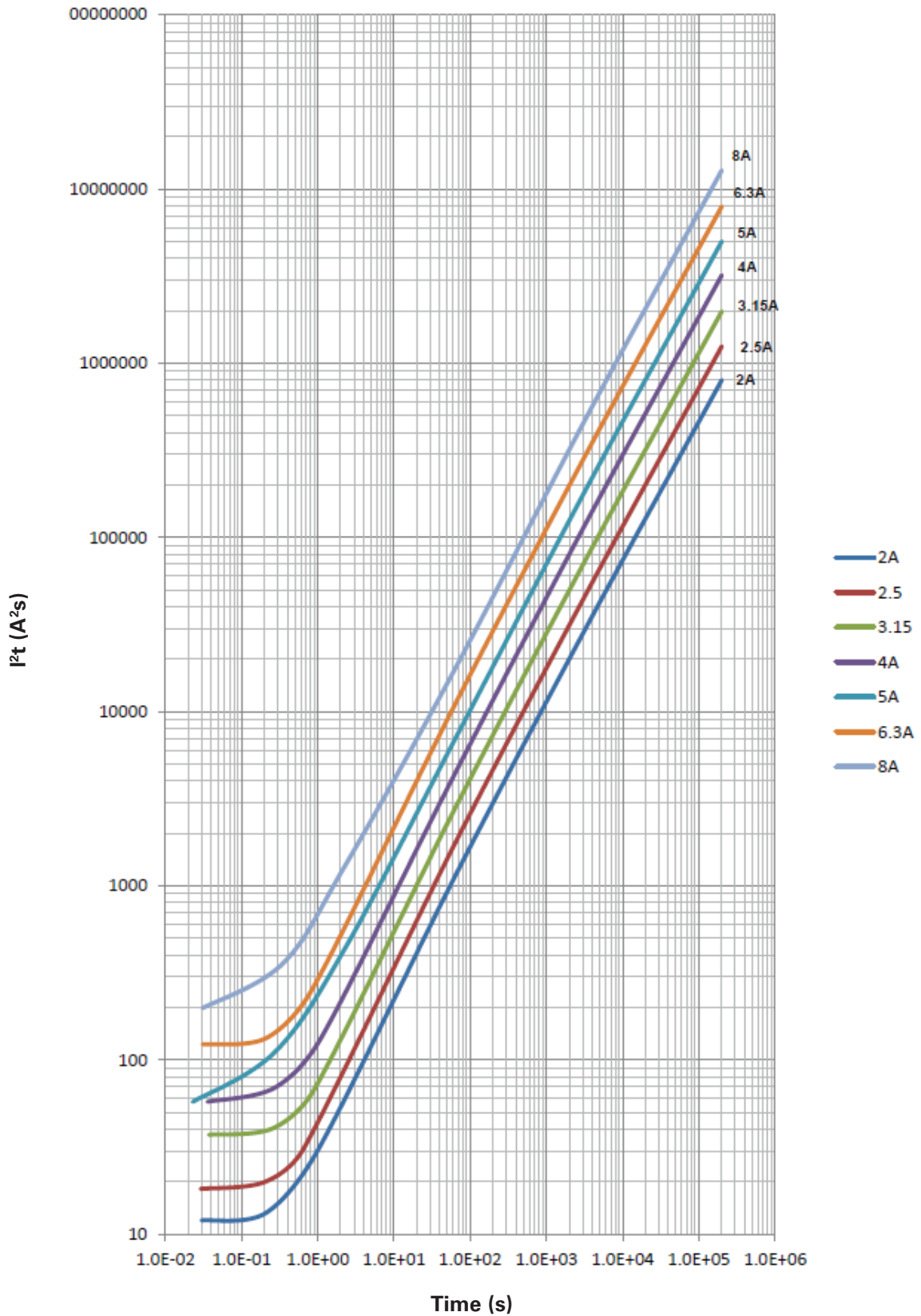
Time vs. current curve



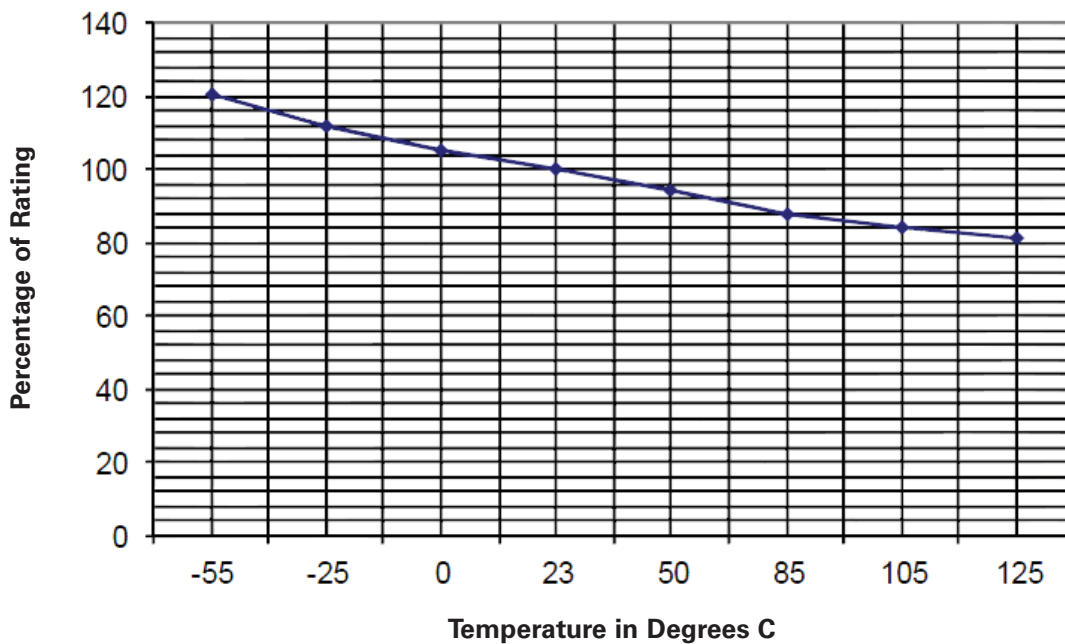
I²t vs. current curve



I²t vs. time curve



Temperature derating curve



Environmental data

Operating temperature: -55 °C to +125 °C (with derating)
Thermal shock: MIL-STD- 202G, Method 107G, test condition B (5 cycles -65 °C to +125 °C)
Vibration: MIL-STD- 202G, Method 201A
Humidity: MIL-STD- 202G, Method 103B, test condition A
Salt spray: MIL-STD- 202G, Method 101D, Test condition B

Ordering codes

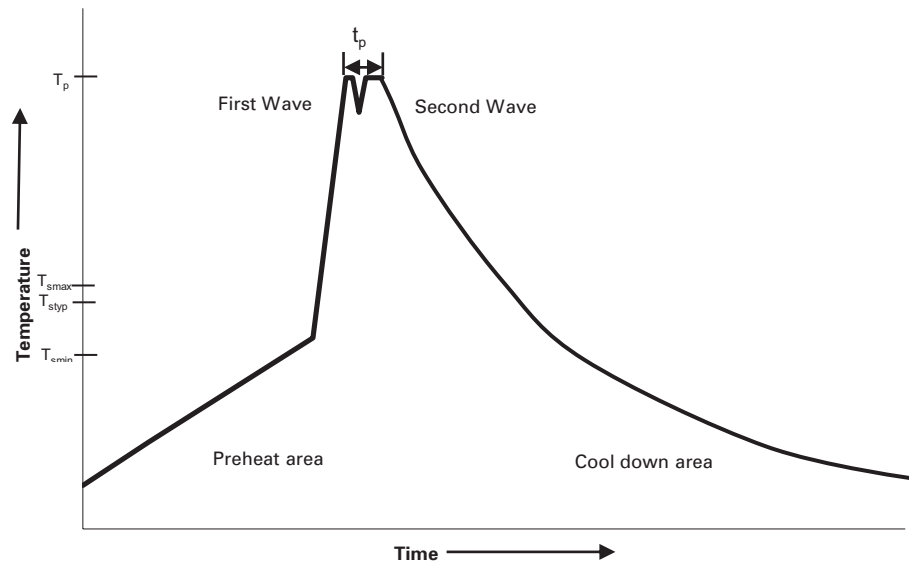
The ordering code is the part number replacing the "." with a "-" plus adding the packaging suffix.

Packaging suffixes

- -TR1 (1500 parts per 10" diameter reel, tape width 60 mm)
- -TR2 (1500 parts per 10" diameter reel, tape width 52 mm)

Part number	Ordering codes	
	-TR1 option	-TR2 option
C310T-SC-2-R	C310T-SC-2-R-TR1	C310T-SC-2-R-TR2
C310T-SC-2.5-R	C310T-SC-2.5-R-TR1	C310T-SC-2.5-R-TR2
C310T-SC-3.15-R	C310T-SC-3-15-R-TR1	C310T-SC-3-15-R-TR2
C310T-SC-4-R	C310T-SC-4-R-TR1	C310T-SC-4-R-TR2
C310T-SC-5-R	C310T-SC-5-R-TR1	C310T-SC-5-R-TR2
C310T-SC-6.3-R	C310T-SC-6-3-R-TR1	C310T-SC-6-3-R-TR2
C310T-SC-8-R	C310T-SC-8-R-TR1	C310T-SC-8-R-TR2

Wave solder profile



Reference EN 61760-1:2006

Profile Feature	Standard SnPb Solder	Lead (Pb) Free Solder
Preheat	• Temperature min. (T_{smin})	100°C
	• Temperature typ. (T_{styp})	120°C
	• Temperature max. (T_{smax})	130°C
	• Time (T_{smin} to T_{smax}) (t_s)	70 seconds
Δ preheat to max Temperature	150°C max.	150°C max.
Peak temperature (T_p)*	235°C – 260°C	250°C – 260°C
Time at peak temperature (t_p)	10 seconds max 5 seconds max each wave	10 seconds max 5 seconds max each wave
Ramp-down rate	~ 2 K/s min ~3.5 K/s typ ~5 K/s max	~ 2 K/s min ~3.5 K/s typ ~5 K/s max
Time 25°C to 25°C	4 minutes	4 minutes

Manual solder

350°C, 4-5 seconds. (by soldering iron), generally manual, hand soldering is not recommended.

Life Support Policy: Eaton does not authorize the use of any of its products for use in life support devices or systems without the express written approval of an officer of the Company. Life support systems are devices which support or sustain life, and whose failure to perform, when properly used in accordance with instructions for use provided in the labeling, can be reasonably expected to result in significant injury to the user.

Eaton reserves the right, without notice, to change design or construction of any products and to discontinue or limit distribution of any products. Eaton also reserves the right to change or update, without notice, any technical information contained in this bulletin.

Eaton
Electronics Division
1000 Eaton Boulevard
Cleveland, OH 44122
United States
www.eaton.com/elx

© 2016 Eaton
All Rights Reserved
Printed in USA
Publication No. 10404 BU-SB15266
March 2016

Eaton is a registered trademark.

All other trademarks are property of their respective owners.

Mouser Electronics

Authorized Distributor

Click to View Pricing, Inventory, Delivery & Lifecycle Information:

[Eaton:](#)

[C310T-1-25-R-TR1](#) [C310T-2-5-R-TR1](#) [C310T-SC-2-R-TR1](#) [C310T-SC-2-5-R-TR1](#) [C310T-SC-4-R-TR1](#) [C310T-SC-6-3-R-TR1](#) [C310T-SC-5-R-TR1](#) [C310T-SC-8-R-TR1](#) [C310T-SC-3-15R-TR1](#)